






# GOLDbrick



Mounting spring system and integrated clip on the fixture enables secure, one-touch installation, eliminating the need of tighten screws. Best of all the process requires no additional parts, So you don't need to worry about losing anchors or clips.



Special housing construction serves as a cooling system is designed to dissipate heat from LED, also providing maximum air flow and minimum heat resistance from the entire operation caused by rising hot air. When the operation temperature has been minimized, and the LED are guaranteed for it's maximum life time.



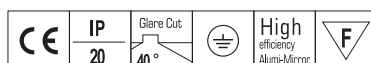




### PHILIPS LED DISC 800Lm MAX

Trim : Die-cast aluminium  
Body : Die-cast aluminium  
Housing : 2.5mm aluminium matt black paint  
Safety Cover : Clear temper glass  
Reflector : 99.98% pure anodised aluminium  
Weight: 0.5 kg

**PHILIPS**



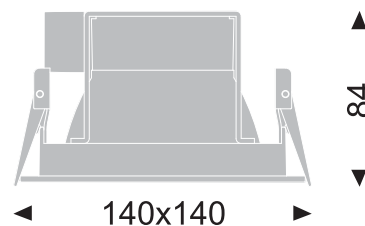
### IP44 version

#### ITEM:

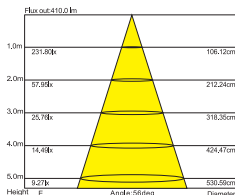
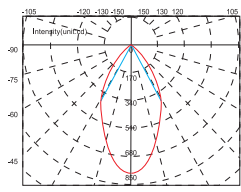
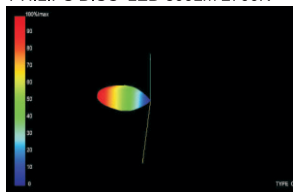
BKC1405-W White  
BKC1405-B Black  
BKC1405-S Silver




BKC1400-W White  
BKC1400-B Black  
BKC1400-S Silver



### PHILIPS DISC LED 800Lm 2700K

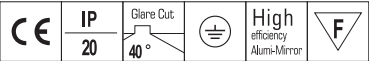




PHILIPS LED DLMi 1100Lm MAX

Trim : Die-cast aluminium  
Body : Die-cast aluminium  
Housing : 2,5mm aluminium matt black paint  
Safety Cover : Clear temper glass  
Reflector : 99.98%pure anodised aluminium  
Weight: 0.8 kg

PHILIPS

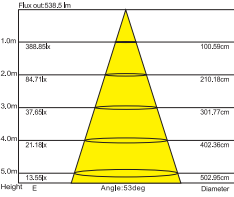
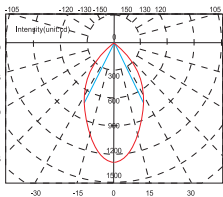

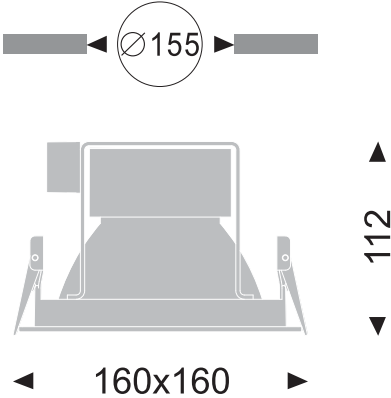


53°  
BKC1600-W White  
BKC1600-B Black  
BKC1600-S Silver



IP44 version

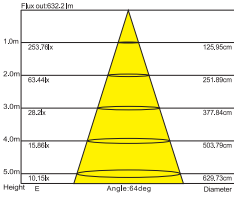
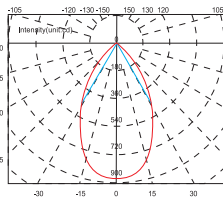
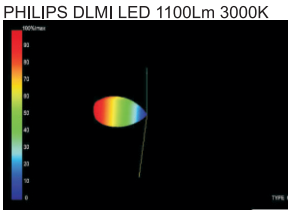

ITEM:  
BKC1605-W White  
BKC1605-B Black  
BKC1605-S Silver



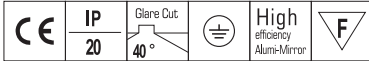
64°  
BKC1610-W White  
BKC1610-B Black  
BKC1610-S Silver

IP44 version

ITEM:  
BKC1615-W White  
BKC1615-B Black  
BKC1615-S Silver



TRIDONIC




IP44 version  
ITEM:  
BKC1625-W White  
BKC1625-B Black  
BKC1625-S Silver

Available optics:

	ORDERING CODE	LED MODULES	DRIVER MODEL	DRIVER SPECIFICATION		
				[mA]	[V]	[W]
Narrow	BKC1620-W/B/S +	XXX	XXX	1050	14.1	16.7

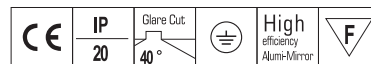
White Black Silver



**PHILIPS LED DLM 2000Lm MAX**

Trim : Die-cast aluminium  
Body : Die-cast aluminium  
Housing : 2,5mm aluminium matt black paint  
Safety Cover : Clear temper glass  
Reflector : 99.98% pure anodised aluminium  
Weight: 1.05 kg

**PHILIPS**

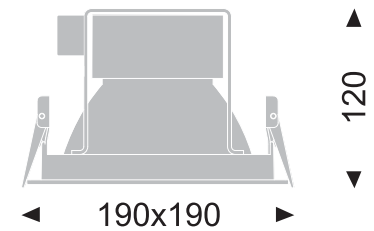


59°

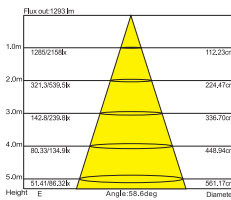
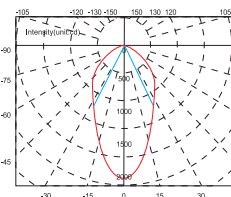
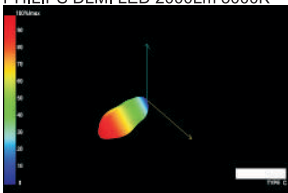
BKC1910-W White ☐  
BKC1910-B Black ☐  
BKC1910-S Silver ☐

**IP44 version  
ITEM:**

BKC1915-W White ☐  
BKC1915-B Black ☐  
BKC1915-S Silver ☐



**PHILIPS DLM LED 2000Lm 3000K**




64°

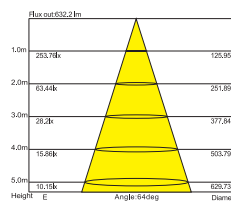
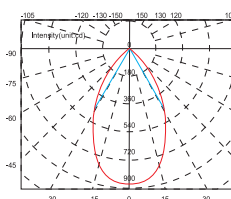
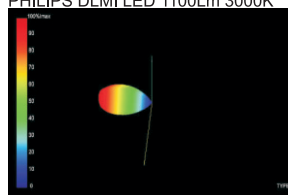
BKC1610-W White ☐  
BKC1610-B Black ☐  
BKC1610-S Silver ☐

**IP44 version  
ITEM:**

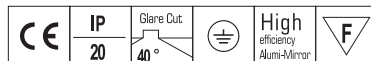
BKC1615-W White ☐  
BKC1615-B Black ☐  
BKC1615-S Silver ☐



**PHILIPS DLM LED 1100Lm 3000K**



**TRIDONIC**



**IP44 version**

**ITEM:**

BKC1925-W White ☐  
BKC1925-B Black ☐  
BKC1925-S Silver ☐

**Available optics:**

	ORDERING CODE	LED MODULES	DRIVER MODEL	DRIVER SPECIFICATION		
				[mA]	[V]	[W]
<input checked="" type="checkbox"/> Narrow	BKC1920-W/B/S + XXX		XXX	1050	26.1	31
<input type="checkbox"/> White <input type="checkbox"/> Black <input type="checkbox"/> Silver						

**GOLDbrick**



**ADD**  
LIGHTING