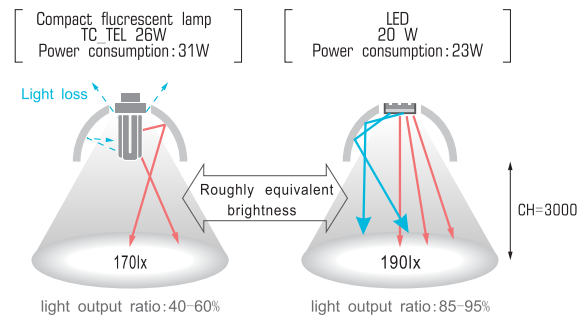


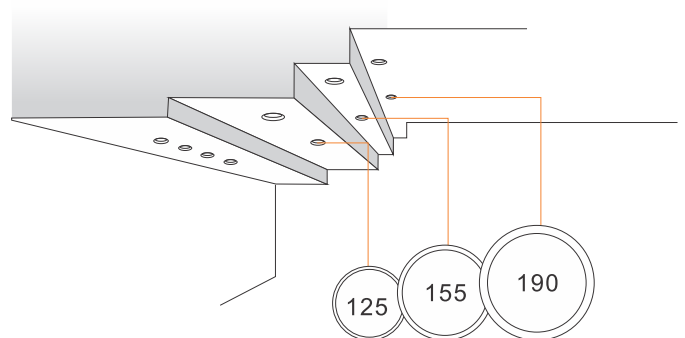

The next generation of ARCO, EVOLUTION series. Light form EVOLUTION series has an total efficiency that give higher uniformity with higher performance ever. VMETAL's newly designed reflector by releasing 85% of the primary beam that eliminated the cause of secondary beam which cause light lost. Thanks with numbers of lamps and beam angles that made EVOLUTION Series possible for all application space in all commercial and architectural use.

High-efficiency light fixtures

Since the LED array models are made to install flat inside the reflector. It is deep enough to provide a large glare cutoff angle, uneven lighting can occurs due to the characteristics of multiple LED Array. The incorporation of a down light distribution control lens provide illumination that does not produce an unappealing scallop effect when the light is projected close to the wall.




Our proprietary optical reflector produces an appealing light.



VMETAL frame design maintains beautiful proportionality in any space.

In most cases, downlights of different sizes and with different light sources are used for ceilings of different height. By using similar diameter, cone rib, and trim width ratios for different series models. VMETAL has made it possible to endow spaces with a greater feeling of consistency.




Refined design features ensure ease of use

LED with system easy installation plug & play as an High degree of safety Reflector with diffuser dome or Anti-Glare device can be removed with a simple twist locking while the frame is installed on the ceiling which simplify lamp replacement and maintenance. The easy twist locking design also proved with ultra strong hold that avoid failing from vibration from air ventilation.



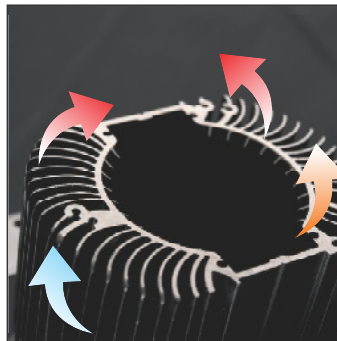
Simple and reliable one-touch

Mounting spring system and integrated clip on the fixture enables secure, one-touch installation, eliminating the Need of tighten screws. Best of all the process requires no additional parts, So you don't need to worry about losing anchors or clips.




E-Mantance (ISS)

A unique design that fix most of VMETAL's LED downlight called interchangeable sockets system (ISS) that made it passable for quick and easy maintenance of LED modules. At this stage our ISS system are compatible with full range, such as CREE, BRIDGELUX and CITIZEN Array LED modules. Best of all, the installation require no soldering or screw so it is extremely friendly to work with can be easily installed at any places.



Outstanding cooling system offers high degrees of safety

The high performance heat sink system dissipates internal heat while minimizing light Leakage to prevent lamp and fixture damage. They for when operating temperature heat has been minimized, the lamps are guaranteed for its maximum lifetime. The design also prevents the accumulation of dirt around the frame due to convection currents caused by rising hot air.



Multi-Wall construction heat sink

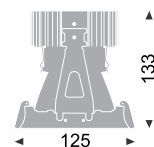
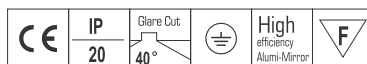
VMETAL's Double-wall construction serves as a cooling system designed to dissipate heat from the LED, also providing maximum air flow from the entire operation caused by rising hot air. When the operation temperature has been minimized, and the LED are guaranteed for its maximum life time.



PHILIPS DISC LED 820Lm MAX

Trim : Die-cast aluminium
Body : Die-cast aluminium
Housing : 1.2mm Steel-matt black paint
Reflector : 99.98%pure anodised aluminium
Weight: 0.3 kg
Applicable driver sold separately.

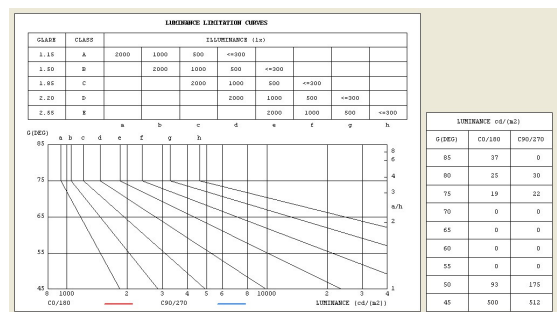
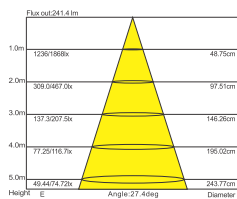
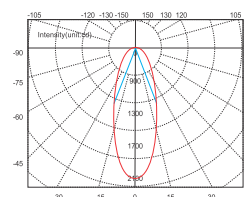
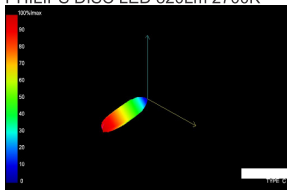
PHILIPS




27°
EVL1200-W White
EVL1200-B Black
EVL1200-S Silver



PHILIPS DISC LED 820Lm 2700K



Accessories ► Page. A001



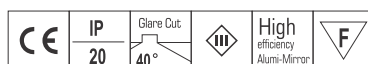


COB LED

Trim : Die-cast aluminium
Body : Die-cast aluminium
Housing : 1.2mm Steel-matt black paint
Reflector : 99.98%pure anodised aluminium
Weight: 0.3 kg
Applicable driver sold separately.



ISS INTERCHANGEABLE
SOCKET SYSTEM



CREE

CREE LED CXA2050 2000Lm MAX

		ORDERING CODE	LED MODULES	DRIVER MODEL	DRIVER SPECIFICATION		
					[mA]	[V]	[W]
	Medium	EVL1210-W/B/S +	XXX	XXX	700	35	25
	Flood	EVL1211-W/B/S +	XXX	XXX	700	35	25

☐ White ☒ Black ☐ Silver

CITIZEN

CITIZEN LED CLL030 2500Lm MAX

		ORDERING CODE	LED MODULES	DRIVER MODEL	DRIVER SPECIFICATION		
					[mA]	[V]	[W]
	Medium	EVL1220-W/B/S +	XXX	XXX	880	30.6	42.48
	Flood	EVL1221-W/B/S +	XXX	XXX	880	30.6	42.48

☐ White ☒ Black ☐ Silver


SHARP

SHARP LED DMC 2500Lm MAX

		ORDERING CODE	LED MODULES	DRIVER MODEL	DRIVER SPECIFICATION		
					[mA]	[V]	[W]
	Medium	EVL1230-W/B/S +	XXX	XXX	950	35	33
	Flood	EVL1231-W/B/S +	XXX	XXX	950	35	33

☐ White ☒ Black ☐ Silver

Accessories ► Page. A001

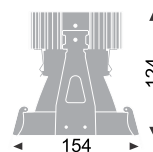
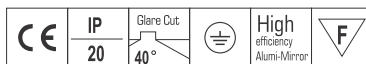




PHILIPS DISC LED 820Lm MAX

Trim : Die-cast aluminium
Body : Die-cast aluminium
Housing : 1.2mm Steel-matt black paint
Reflector : 99.98%pure anodised aluminium
Weight: 0.4 kg
Applicable driver sold separately.

PHILIPS

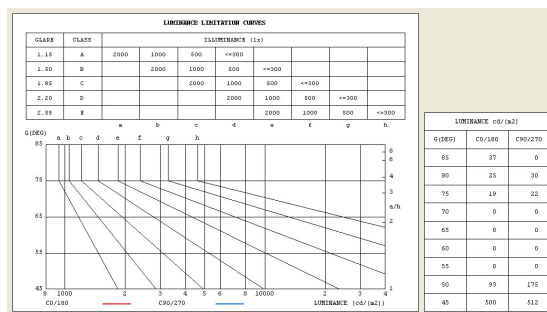
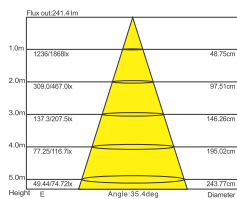
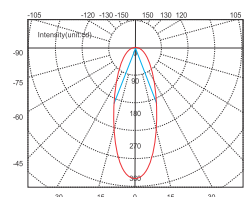
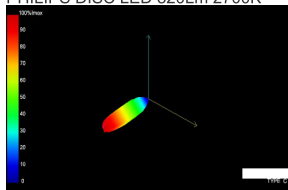


35°


EVL1500-W White
EVL1500-B Black
EVL1500-S Silver



PHILIPS DISC LED 820Lm 2700K



Accessories ► Page. A001



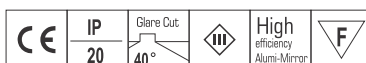


ZAGA COB LED

Trim : Die-cast aluminium
Body : Die-cast aluminium
Housing : 1.2mm Steel-matt black paint
Reflector : 99.98%pure anodised aluminium
Weight: 0.4 kg
Applicable driver sold separately.



ISS INTERCHANGEABLE
SOCKET SYSTEM



CREE

CREE LED CXA2050 2000Lm MAX

		ORDERING CODE	LED MODULES	DRIVER MODEL	DRIVER SPECIFICATION		
					[mA]	[V]	[W]
	Medium	EVL1510-W/B/S +	XXX	XXX	700	35	25
	Flood	EVL1511-W/B/S +	XXX	XXX	700	35	25

☐ White ☒ Black ☐ Silver

CITIZEN

CITIZEN LED CLL030 2500Lm MAX

		ORDERING CODE	LED MODULES	DRIVER MODEL	DRIVER SPECIFICATION		
					[mA]	[V]	[W]
	Medium	EVL1520-W/B/S +	XXX	XXX	800	40.5	34
	Flood	EVL1521-W/B/S +	XXX	XXX	800	40.5	34

☐ White ☒ Black ☐ Silver


SHARP

SHARP LED DMC 2500Lm MAX

		ORDERING CODE	LED MODULES	DRIVER MODEL	DRIVER SPECIFICATION		
					[mA]	[V]	[W]
	Medium	EVL1530-W/B/S +	XXX	XXX	950	35	33
	Flood	EVL1531-W/B/S +	XXX	XXX	950	35	33

☐ White ☒ Black ☐ Silver

Accessories ► Page. A001

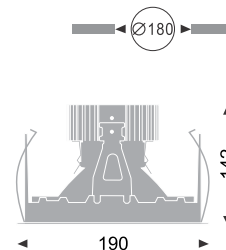
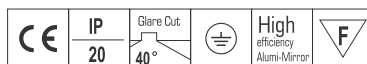




PHILIPS DISC LED 820Lm MAX

Trim : Die-cast aluminium
Body : Die-cast aluminium
Housing : 1.2mm Steel-matt black paint
Reflector : 99.98%pure anodised aluminium
Weight: 0.52 kg
Applicable driver sold separately.

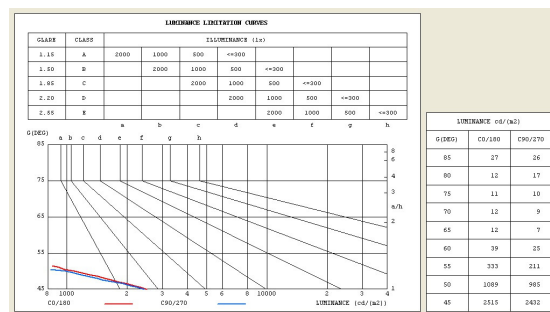
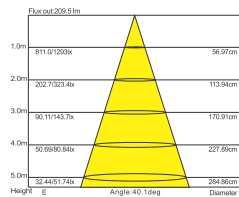
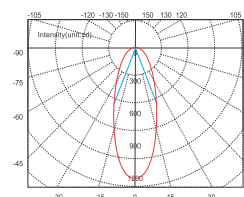
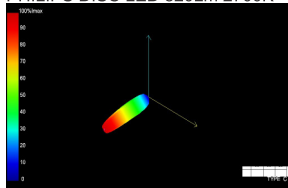
PHILIPS





EVL1900-W White
EVL1900-B Black
EVL1900-S Silver



PHILIPS DISC LED 820Lm 2700K



Accessories ► Page. A001

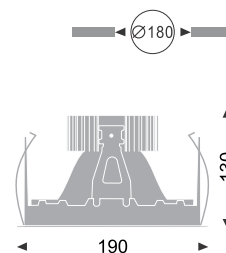
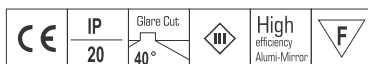




ZAGA COB LED

Trim : Die-cast aluminium
Body : Die-cast aluminium
Housing : 1.2mm Steel-matt black paint
Reflector : 99.98%pure anodised aluminium
Weight: 0.52 kg
Applicable driver sold separately.

ISS INTERCHANGEABLE
SOCKET SYSTEM



CREE

CREE LED CXA2050 2000Lm MAX

	ORDERING CODE	LED MODULES	DRIVER MODEL	DRIVER SPECIFICATION		
				[mA]	[V]	[W]
Medium	EVL1910-W/B/S + XXX	XXX	XXX	700	35	25
Flood	EVL1911-W/B/S + XXX	XXX	XXX	700	35	25

White Black Silver

CITIZEN

CITIZEN LED CLL030 2500Lm MAX

	ORDERING CODE	LED MODULES	DRIVER MODEL	DRIVER SPECIFICATION		
				[mA]	[V]	[W]
Medium	EVL1920-W/B/S + XXX	XXX	XXX	800	40.5	34
Flood	EVL1921-W/B/S + XXX	XXX	XXX	800	40.5	34

White Black Silver

SHARP

SHARP LED DMC 2500Lm MAX

	ORDERING CODE	LED MODULES	DRIVER MODEL	DRIVER SPECIFICATION		
				[mA]	[V]	[W]
Medium	EVL1930-W/B/S + XXX	XXX	XXX	950	35	33
Flood	EVL1931-W/B/S + XXX	XXX	XXX	950	35	33

White Black Silver

Accessories ► Page. A001

